

Datasheet

Subject to technical alteration
Issue date: 22.11.2018 • A001



Application

Cable sensor for temperature measurement in HVAC applications. In conjunction with a Thermowell pocket suitable for temperature measurement in duct applications. Designed for control and monitoring applications.

Types Available

Cable sensors -50..+160 °C – active RS485 BACnet MS/TP

TF25+ RS485 BACnet T160 050.06 L1000

TF25+ RS485 BACnet T160 100.06 L1000

mounting length 50/100/150 mm

Security Advice – Caution



The installation and assembly of electrical equipment should only be performed by authorized personnel.

The product should only be used for the intended application. Unauthorised modifications are prohibited! The product must not be used in relation with any equipment that in case of a failure may threaten, directly or indirectly, human health or life or result in danger to human beings, animals or assets. Ensure all power is disconnected before installing. Do not connect to live/operating equipment.

Please comply with

- Local laws, health & safety regulations, technical standards and regulations
- Condition of the device at the time of installation, to ensure safe installation
- This data sheet and installation manual

Notes on Disposal



As a component of a large-scale fixed installation, Thermokon products are intended to be used permanently as part of a building or a structure at a pre-defined and dedicated location, hence the Waste Electrical and Electronic Act (WEEE) is not applicable. However, most of the products may contain valuable materials that should be recycled and not disposed of as domestic waste. Please note the relevant regulations for local disposal.

Build-up of Self-Heating by Electrical Dissipative Power

Temperature sensors with electronic components always have a dissipative power, which affects the temperature measurement of the ambient air. The dissipation in active temperature sensors shows a linear increase with rising operating voltage. This dissipative power has to be considered when measuring temperature. In case of a fixed operating voltage ($\pm 0,2$ V) this is normally done by adding or reducing a constant offset value. As Thermokon transducers work with a variable operating voltage, only one operating voltage can be taken into consideration, for reasons of production engineering. Transducers 0..10 V / 4..20 mA have a standard setting at an operating voltage of 24 V =. That means, that at this voltage, the expected measuring error of the output signal will be the least. For other operating voltages, the offset error will be increased by a changing power loss of the sensor electronics. If a re-calibration should become necessary later directly on the sensor, this can be done by means of the USEapp software and an optional Bluetooth interface.

Remark: Occurring draft leads to a better carrying-off of dissipative power at the sensor. Thus temporally limited fluctuations might occur upon temperature measurement.

Technical Data

Measuring values	temperature		
Output voltage	0..10 V or 0..5 V, min load 10k Ω (live-zero configuration via Thermokon USEapp)		
Network technology	RS485 BACnet MS/TP		
Power supply	15..35 V = or 19..29 V ~		
Power consumption	max. 2,3 W (24 V =) max. 4,3 VA (24 V ~)		
Output signal range temp. *Scaling analogue output	default setting: -20..+80 °C selectable from 8 temperature ranges -50..+50 -20..+80 -15..+35 -10..+120 0..+50 0..+100 0..+160 0..+250 °C, optionally configurable via Thermokon USEapp		
Operating temperature range * Max. permissible operating temperature	sensor pocket -50..+160 °C optional -50..+250 °C (T250)	enclosure -35..+70 °C	mounting base -35..+90 °C
Accuracy temperature	$\pm 0,5$ K (typ. at 21 °C)		
Enclosure	enclosure USE-M, PC, pure white, with removable cable entry		
Protection	IP65 according to EN 60529		
Cable entry	M25, for wire max. $\varnothing=7$ mm, seal insert for fourfold cable entry		
Connection electrical	Mainboard removable plug-in terminal, max. 2,5 mm ²	Plug-in card removable plug-in terminal, max. 1,5 mm ²	
Pocket	stainless steel V4A, $\varnothing=6$ mm, mounting length: 50 100 150 mm, tension spring (optional)		
Ambient condition	max. 85% rH short term condensation		
Notes	PE connection wire available (please request)		



Declaration of conformity

The declaration of conformity of the products can be found on our website <https://www.thermokon.de/>.

Configuration



The Thermokon Bluetooth dongle with micro-USB is required for communication between USEapp and USE-M / USE L (Item No.: 668262). Commercial Bluetooth dongles are not compatible.



Application-specific reconfiguration of the devices can be carried out using the Thermokon USEapp. The configuration is carried out in the voltage-supplied state.



The configuration-app and the app description can be found in the Google Play Store or in the Apple App Store.

Application notice



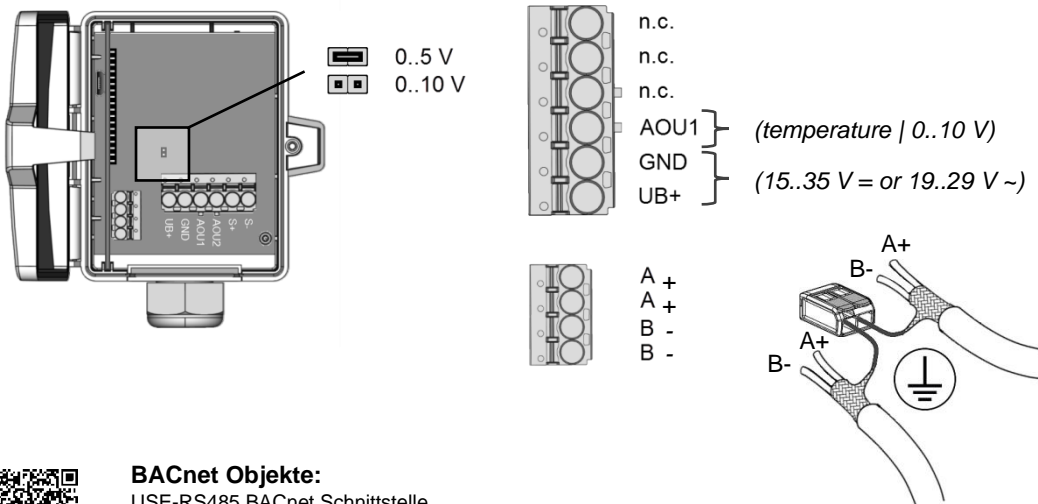
The housing cover must be completely closed in order to ensure the accuracy and reproducibility of the measured values during a test or service log via USEapp.

The Bluetooth dongle snaps into the socket easily. When removing, please fix the plug-in card (option PCB) so that it is not unintentionally pulled out.

Connection Plan

If the RS485 cable is looped through, connect both cable shields using the enclosed 2-pol. Connect terminal as shown.

TF25+ RS485 BACnet

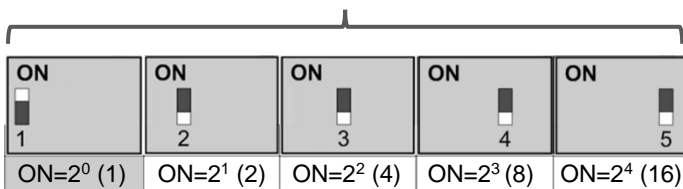


BACnet Objekte:
USE-RS485 BACnet Schnittstelle

Eine ausführliche Beschreibung der BACnet Schnittstelle finden Sie unter folgendem Link:
→ [Download](#)

Die BACnet Adresse des Geräts wird über 7 Dipschalter binärcodiert im Bereich von 1...127 eingestellt. (die Adresse 0 ist reserviert und kann nicht ausgewählt werden).

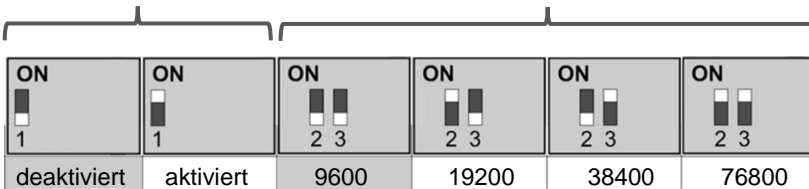
Adressen Block 1



Standard


Abschlusswiderstand 120Ω

Baudrate

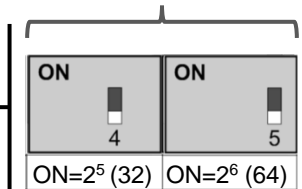


Standard

Standard



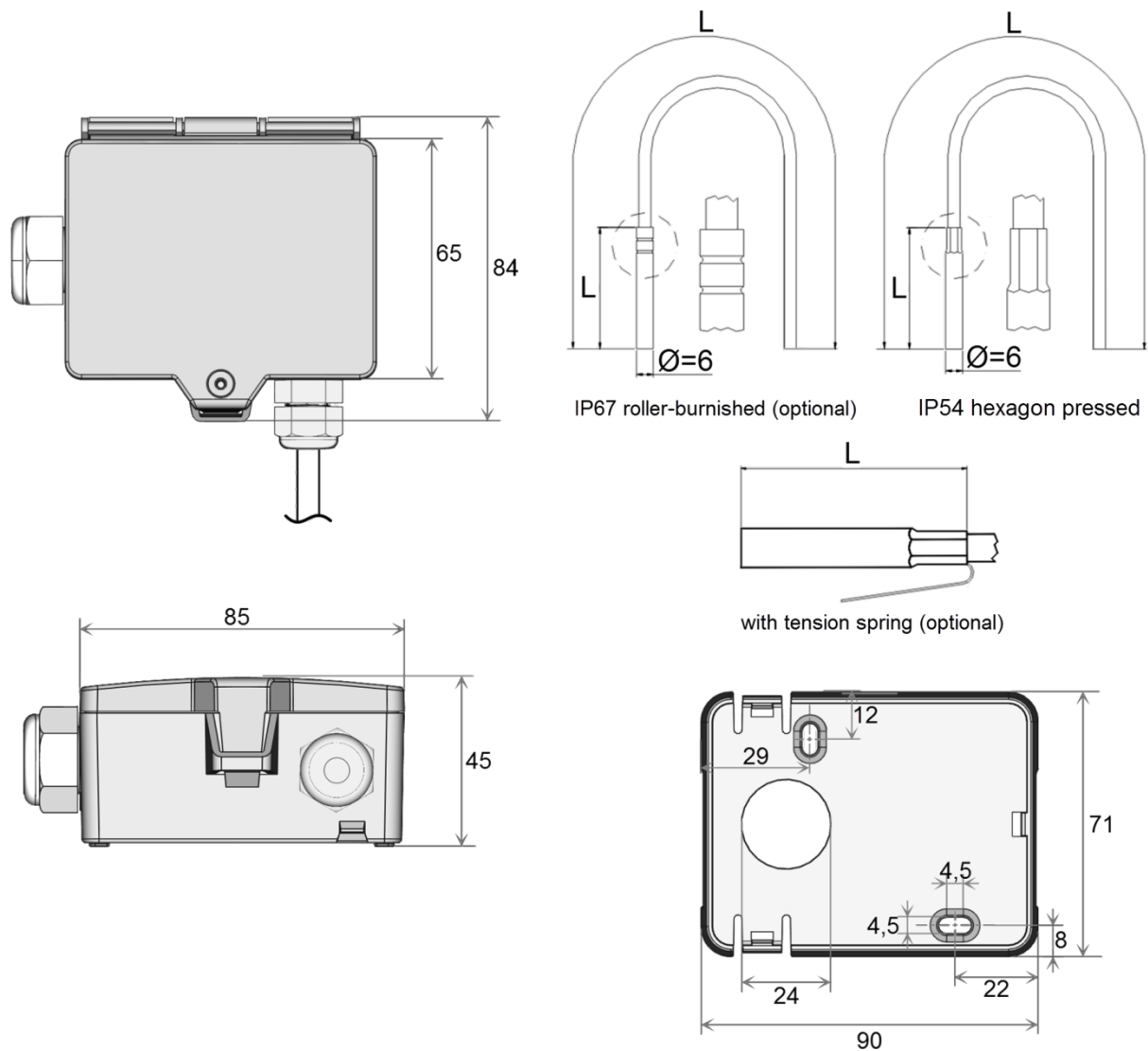
Adressen Block 2



Sensorwerte

Objekt	Zugriff	Beschreibung	Einheit
AI-0	R	Temperatur	°C

Dimensions (mm)



Accessories (included in delivery)

Mounting base
 Mounting kit universal
 • Cover screw + screw cover • 2 Rawplugs • 2 Screws (countersunk head) • 2 Screws (rounded head)

Item No. 631228
 Item No. 698511

Accessories (optional)

Bluetooth dongle
 Cable entry M25 USE white, sealing insert 4x $\varnothing=7$ mm (4 pcs)
 Mounting flange MF6DS
 KL6VA – Compression fittings G 1/4" for $\varnothing=6$ mm with cutting ring VA, stainless steel
 Mounting flange MF6 (brass)

Item No. 668262
 Item No. 641364
 Item No. 669016
 Item No. 103213
 Item No. 003407

Thermowell pockets stainless steel / brass for sensors with pocket $\varnothing=6$ mm

length	50 mm	100 mm	150 mm
THMSDS	610995	611008	611015
THVADS	611152	611817	611824

MS-thermowell pocket (brass, suitable up to 16 bar) type THMSDS <xx>.
 VA-thermowell pocket (stainless steel, suitable up to 40 bar) type THVADS <xx>.