

» SFK(H)02+ LCD

Immersion temperature sensor

thermokon[®]
HOME OF SENSOR TECHNOLOGY

Datasheet

Subject to technical alteration
Issue date: 17.05.2019 • A100



» APPLICATION

Immersion sensor for temperature measurement of gases and liquids in pipework applications. The sensor can optionally be screwed directly into a bonded pocket (see accessories). Types SFKH02+ with a 70 mm neck pipe are designed for applications with insulation materials. The measuring insert can be exchanged without disassembling the entire sensor. The devices with relay output for a 2-point controller or a 2-stage 2-point controller and color-changing LCD allow a wide range of applications. Depending on the model, the sensor can be individually configured via Thermokon USEapp. Tool-free opening, closing and wiring as well as removable cable entries ensure quick and easy installation.

» TYPES AVAILABLE

Immersion sensor with display (optional with neck pipe) temperature – active 0..10 V

SFK(H)02+ LCD TRV MultiRange <xx>.08

Immersion sensor with display (optional with neckpipe) temperature – active 4..20 mA

SFK(H)02+ LCD TRA MultiRange <xx>.08

Immersion sensor with display (optional with neckpipe) temperature – active 0..10 V + relay

SFK(H)02+ LCD TRV MultiRange relay <xx>.08

<xx>: mounting length 50/100/150/200/250/450 mm

MultiRange: Measuring ranges adjustable at the transducer

» SECURITY ADVICE – CAUTION



The installation and assembly of electrical equipment should only be performed by authorized personnel.

The product should only be used for the intended application. Unauthorised modifications are prohibited! The product must not be used in relation with any equipment that in case of a failure may threaten, directly or indirectly, human health or life or result in danger to human beings, animals or assets. Ensure all power is disconnected before installing. Do not connect to live/operating equipment.

Please comply with

- Local laws, health & safety regulations, technical standards and regulations
- Condition of the device at the time of installation, to ensure safe installation
- This data sheet and installation manual

» NOTES ON DISPOSAL



As a component of a large-scale fixed installation, Thermokon products are intended to be used permanently as part of a building or a structure at a pre-defined and dedicated location, hence the Waste Electrical and Electronic Act (WEEE) is not applicable. However, most of the products may contain valuable materials that should be recycled and not disposed of as domestic waste. Please note the relevant regulations for local disposal.

» BUILD-UP OF SELF-HEATING BY ELECTRICAL DISSIPATIVE POWER

Temperature sensors with electronic components always have a dissipative power, which affects the temperature measurement of the ambient air. The dissipation in active temperature sensors shows a linear increase with rising operating voltage. This dissipative power has to be considered when measuring temperature. In case of a fixed operating voltage ($\pm 0,2$ V) this is normally done by adding or reducing a constant offset value. As Thermokon transducers work with a variable operating voltage, only one operating voltage can be taken into consideration, for reasons of production engineering. Transducers 0..10 V / 4..20 mA have a standard setting at an operating voltage of 24 V =. That means, that at this voltage, the expected measuring error of the output signal will be the least. For other operating voltages, the offset error will be increased by a changing power loss of the sensor electronics. If a re-calibration should become necessary later directly on the sensor, this can be done by means of the USEapp software and an optional Bluetooth interface.

Remark: Occurring draft leads to a better carrying-off of dissipative power at the sensor. Thus temporally limited fluctuations might occur upon temperature measurement.

» TECHNICAL DATA

Measuring values	temperature	
Output voltage	0..10 V or 0..5 V, min. load 10 k Ω (live-zero configuration via Thermokon USEapp)	
Output Amp	4..20 mA, max. load 500 Ω	
Output switch contact	2 floating contacts for 24 V ~ or 24 V = / 3 A	
Power supply	TRV 15..35 V = or 19..29 V ~	TRA 15..35 V =
Power consumption	max. 2,5 W (24 V =) 4,3 VA (24 V ~)	
Output signal range temp. *Scaling analogue output	-20..+80 °C (default setting), selectable from 8 temperature ranges -50..+50 -20..+80 -15..+35 -10..+120 0..+50 0..+100 0..+160 0..+250 °C, optionally configurable via Thermokon USEapp	
Operating temperature range * Max. permissible operating temperature	sensor pocket -50..+160 °C	electronic enclosure -20..+70 °C
Accuracy temperature	$\pm 0,5$ K (typ. at 21 °C)	
Display	LCD 29x35 mm with RGB backlight	
Enclosure	enclosure USE-M, PC, pure white, cover PC, transparent, with removable cable entry, UV resistant	
Protection	IP65 according to EN 60529	
Cable entry	TRV TRA Flextherm M16, for wire $\varnothing=3..7$ mm, removable	Relay M25 with fourfold cable entry for wire with max. $\varnothing=7$ mm, removable
Connection electrical	removable plug-in terminal, max. 2,5 mm ²	
Neck pipe (optional)	stainless steel V2A, $\varnothing=12$ mm, L=70 mm	
Pocket	stainless steel V4A, $\varnothing=8$ mm, thread G 1/2", mounting length: 50 100 150 200 250 450 mm max. operating pressure 40 bar	
Ambient condition	max. 85% rH short term condensation	

» PRODUCT TESTING AND CERTIFICATION



Declaration of conformity

The declaration of conformity of the products can be found on our website <https://www.thermokon.de/>.

» USE ENCLOSURE WITH UV AND WEATHER RESISTANCE

After some time, outdoor mounted plastics can lose their color and quality. Therefore, all USE housings are made of special white polycarbonate (PC). The light-stable colorants and additives are used to achieve optimum protection of the polymer while maintaining color stability. The titanium dioxide used is specially developed for polycarbonate and offers excellent UV protection through the reflection of the entire light spectrum including the UV component by 340 nm. This effectively counteracts the otherwise occurring photochemical polymer degradation. The colors stay full for a long time without fading. The material is also resistant to cold and frost.

» CONFIGURATION



The Thermokon bluetooth dongle with micro-USB is required for communication between USEapp and USE-M / USE L (Item No.: 668262). Commercial bluetooth dongles are not compatible.

Application-specific reconfiguration of the devices can be carried out using the Thermokon USEapp. The configuration is carried out in the voltage-supplied state.

The configuration-app and the app description can be found in the Google Play Store or in the Apple App Store.



» APPLICATION NOTICE



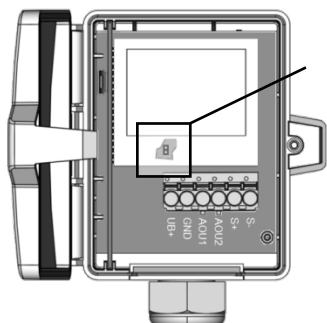
The housing cover must be completely closed in order to ensure the accuracy and reproducibility of the measured values during a test or service log via USEapp.

The Bluetooth dongle snaps into the socket easily. When removing, please fix the plug-in card (option PCB) so that it is not unintentionally pulled out.

» CONNECTION PLAN

To change the output voltage range (default 0..10 V to 0..5 V) via jumper, the display must be removed from the board first.

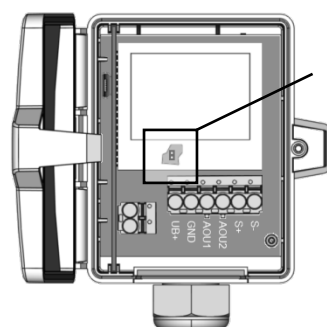
SFK(H)02+ LCD TRV MultiRange



0.5 V
0..10 V

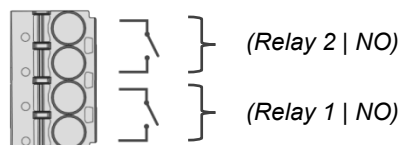
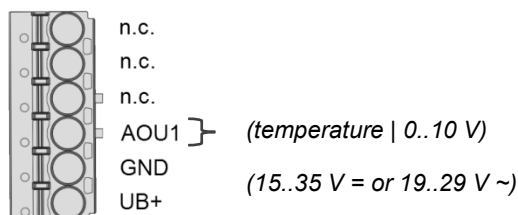
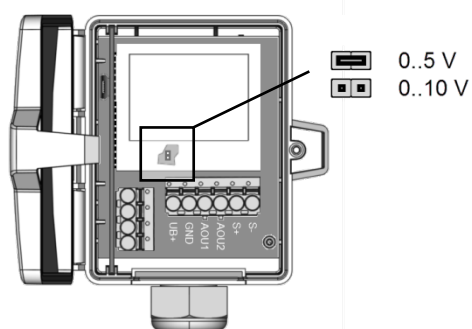
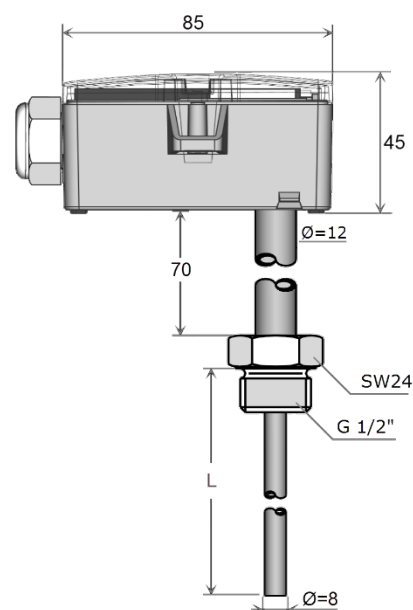
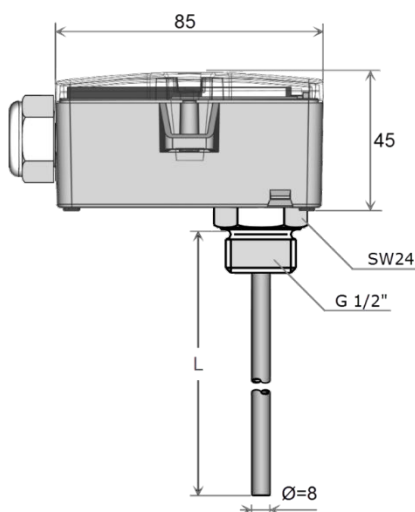
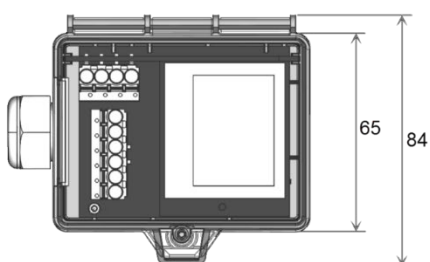
n.c.	
n.c.	
n.c.	
AOU1	} (temperature 0..10)
GND	
UB+	} (15..35 V = or 19..29 V ~)

SFK(H)02+ LCD TRA MultiRange



0.5 V
0..10 V

n.c.	
n.c.	
n.c.	
AOU1	} (temperature 0..10 V)
GND	
UB+	} (15..35 V =)
n.c.	
AOI1	} (temperature 4..20 mA)

SFK(H)02+ LCD TRV MultiRange Relay**» DIMENSIONS (MM)**

L=optional mounting length (see technical data)

» ACCESSORIES (INCLUDED IN DELIVERY)

Mounting kit universal

• Cover screw + screw cover • 2 Rawlplugs • 2 Screws (countersunk head) • 2 Screws (rounded head)

Item No. 698511

» ACCESSORIES (OPTIONAL)

Bluetooth dongle

Cable entry M25 USE white, sealing insert 4x Ø=7 mm (4 pcs)

Bonded pocket St52-3 type ESH110

Bonded pocket St52-3 type ESH160

Bonded pocket St52-3 type ESH210

Bonded pocket St52-3 type ESH260

Item No. 668262

Item No. 641364

Item No. 103459

Item No. 103466

Item No. 103473

Item No. 173247

M16 Sealing inserts cable entry (packaging unit 10 pcs.)

for wire with Ø	8 mm
Item No	641340